

# Welcome!

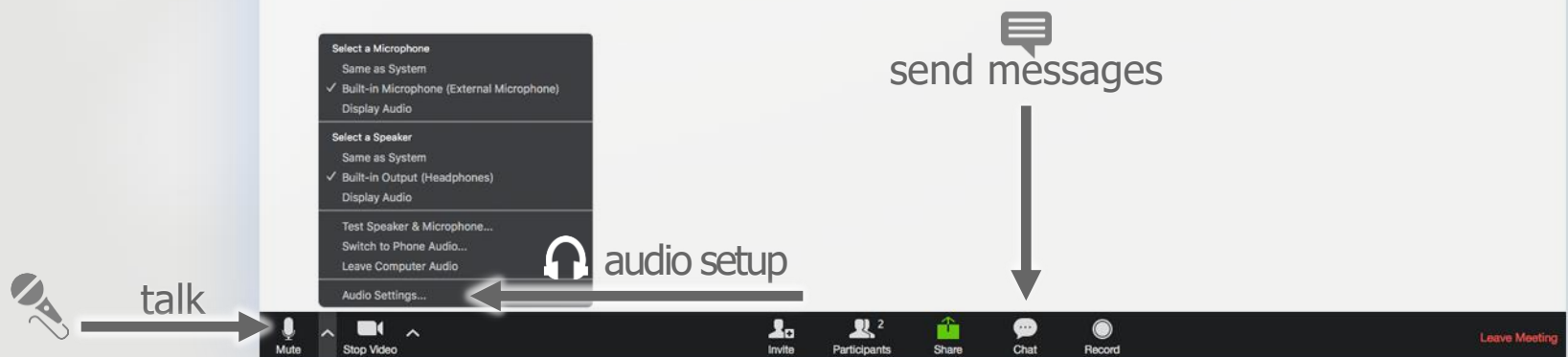
*Since this is a Private Class, please let your teacher know if you have a specific topic request.*

## How can I interact with the class?

*Take a look at how to use your toolbar.*

Quick tip: Can't see the toolbar?

Hover your mouse at the bottom of your screen and it will automatically pop up.





## 1.09 - Present Continuous Tense

### Part 1: Introduction

By the end of this lesson, you will be able to:

- describe current actions using the present continuous.
- answer the question: What are you doing?



## 1.09 - Warm-up

Choose a picture and tell your teacher about it.

For example:

In picture one, they are working.

In picture two, ...



## 1.09 - Let's Learn

We use the present continuous to describe actions that are happening right now.

### Structure:

Subject + to be + verb+ing

I am studying.

You are watching TV.

We are working.

They are riding bikes. (\*ride)

He is texting.

She is walking.


It is sleeping.



6.



1.




5.



4.



2.



3.



## 1.09 - Let's Practice



Describe the pictures.

Remember: **Subject** + **to be** + **verb+ing**

What are YOU doing right now?





## Wrap-up

Answer one of the following questions:

- How will you use what you learned today?
- What do you need to improve on?
- What did you do well on today?